

Register Yourself For FREE Microsoft Azure DevOps Account

[Edition 2]

[Last Update 201019]

For any issues/help contact : support@k21academy.com

K21 Academy

Contents

1	Introduction	3
2	Documentation	4
2.1	Microsoft Documentation	4
3	Register For Free Microsoft Azure DevOps Account	5
4	Summary	13

K21 Academy

1 INTRODUCTION

Azure DevOps is a Software as a service (SaaS) platform from Microsoft that provides an end-to-end DevOps toolchain for developing and deploying software. It also integrates with most leading tools on the market and is a great option for orchestrating a DevOps toolchain.

K21 Academy

2 DOCUMENTATION

2.1 Microsoft Documentation

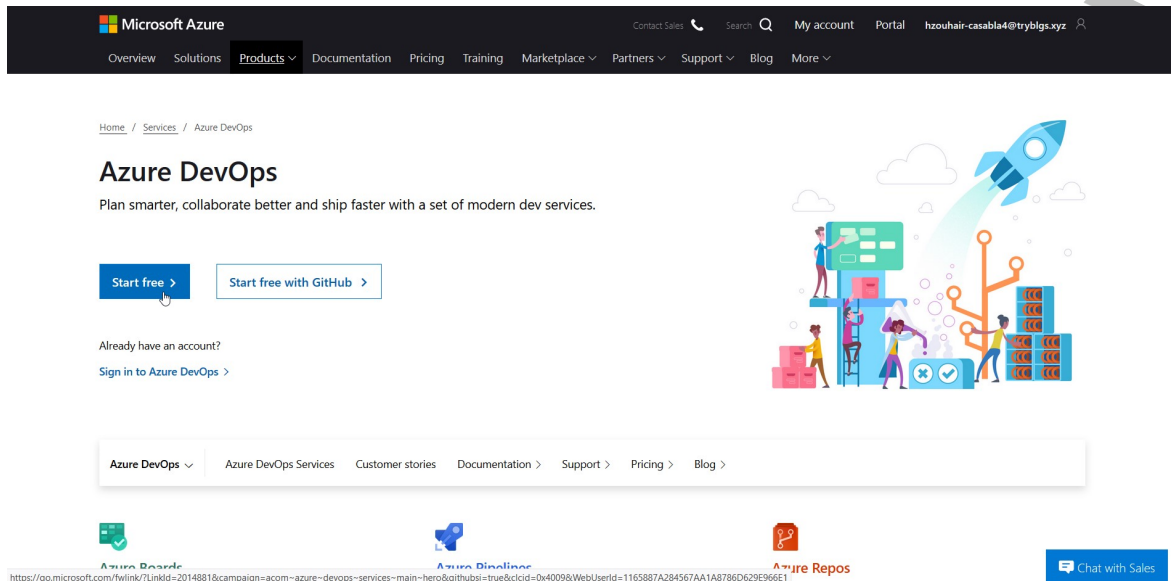
1. Azure DevOps Page

<https://azure.microsoft.com/en-in/services/devops/>

K21Academy

3 REGISTER FOR FREE MICROSOFT AZURE DEVOPS ACCOUNT

1. Go to the [Azure DevOps Webpage](#). Now click on **Start Free** Button. You can also click on **Start Free With GitHub** Button if you **already have a GitHub Account**. Now, if you already have a Microsoft Account then just enter your credentials and you're good to go. If not then click on **Create One**.



Home / Services / Azure DevOps


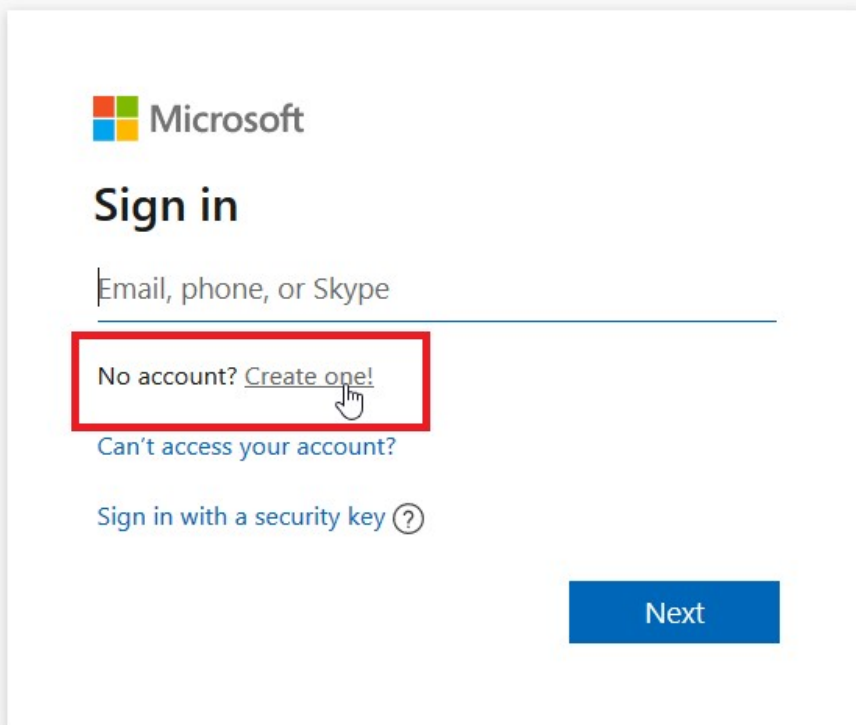
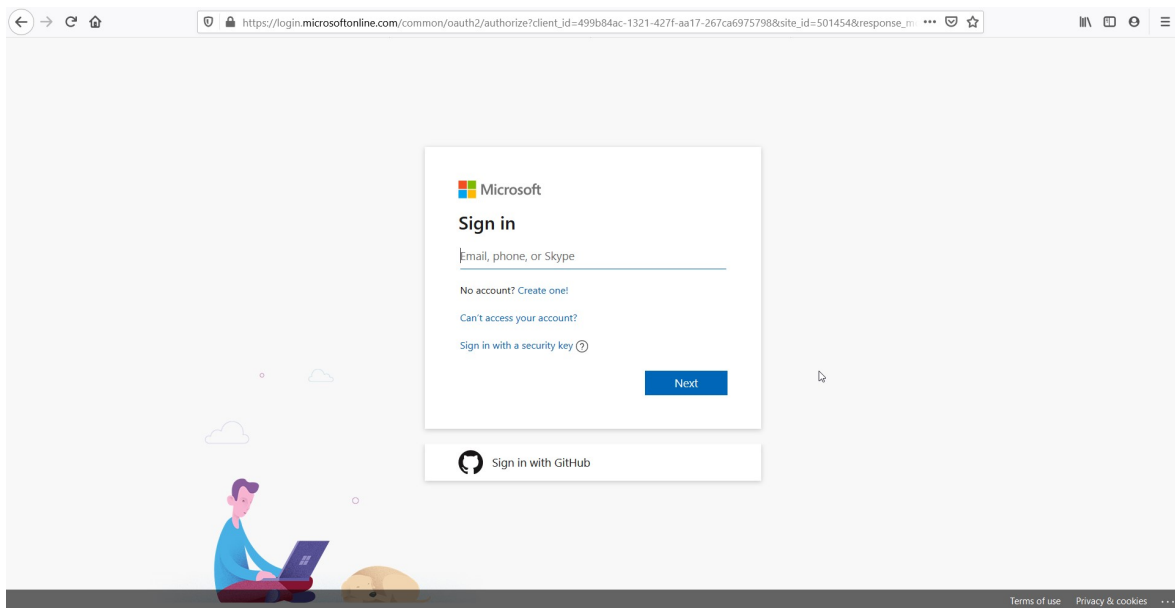
Azure DevOps

Plan smarter, collaborate better and ship faster with a set of modern dev services.

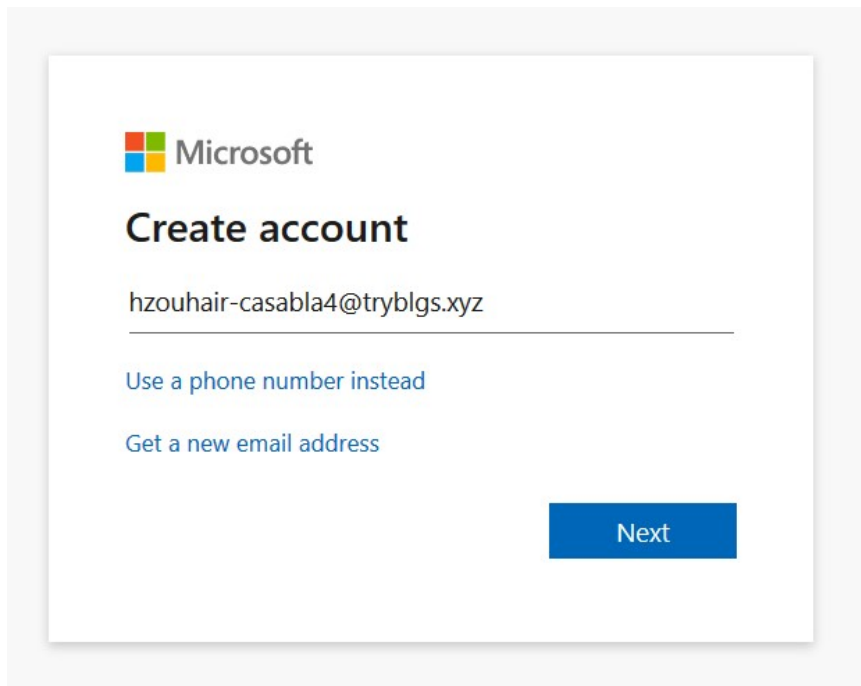


Already have an account?

[Sign in to Azure DevOps >](#)



2. Now **Enter your Email ID** and click **Next**. Now, it will ask you to **set up a password**. Click **Next** after you're done **typing your password**.



Microsoft

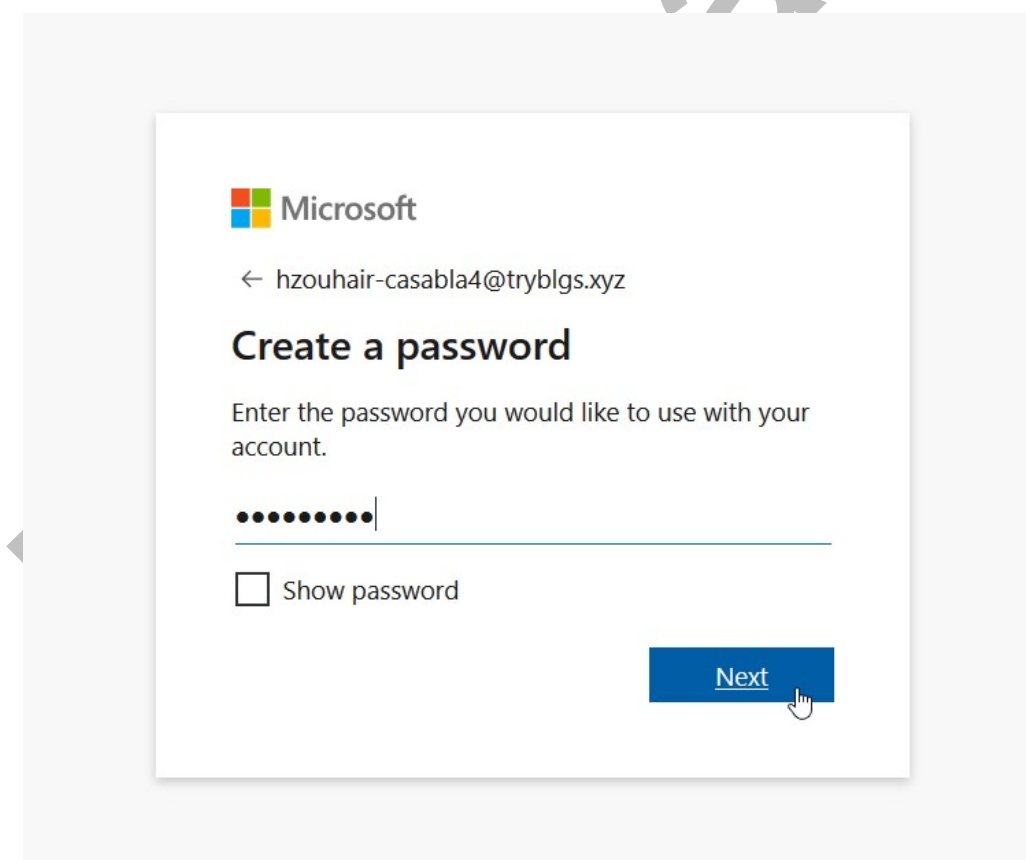
Create account

hzouhair-casabla4@tryblgs.xyz

[Use a phone number instead](#)

[Get a new email address](#)

Next



Microsoft

← hzouhair-casabla4@tryblgs.xyz

Create a password

Enter the password you would like to use with your account.

.....|

Show password

Next

3. Now, you'll be asked to enter the **Verification Code** which is sent **at your Email address** which you just now provided. Open the inbox of your Email ID and you'll see an email from Microsoft which will contain that verification code. **Type that Verification Code** in the box which is provided and click **Next**.

account-security-noreply@acco... Verify your email address 2020-04-14 15:31:08

To: hzouhair-casabla4@tryblgs.xyz
From: account-security-noreply@accountprotection.microsoft.com ([sender info](#))
Subject: Verify your email address
Received: 2020-04-14 15:31:08 (2 sec.) Delete Message

Microsoft account

Verify your email address

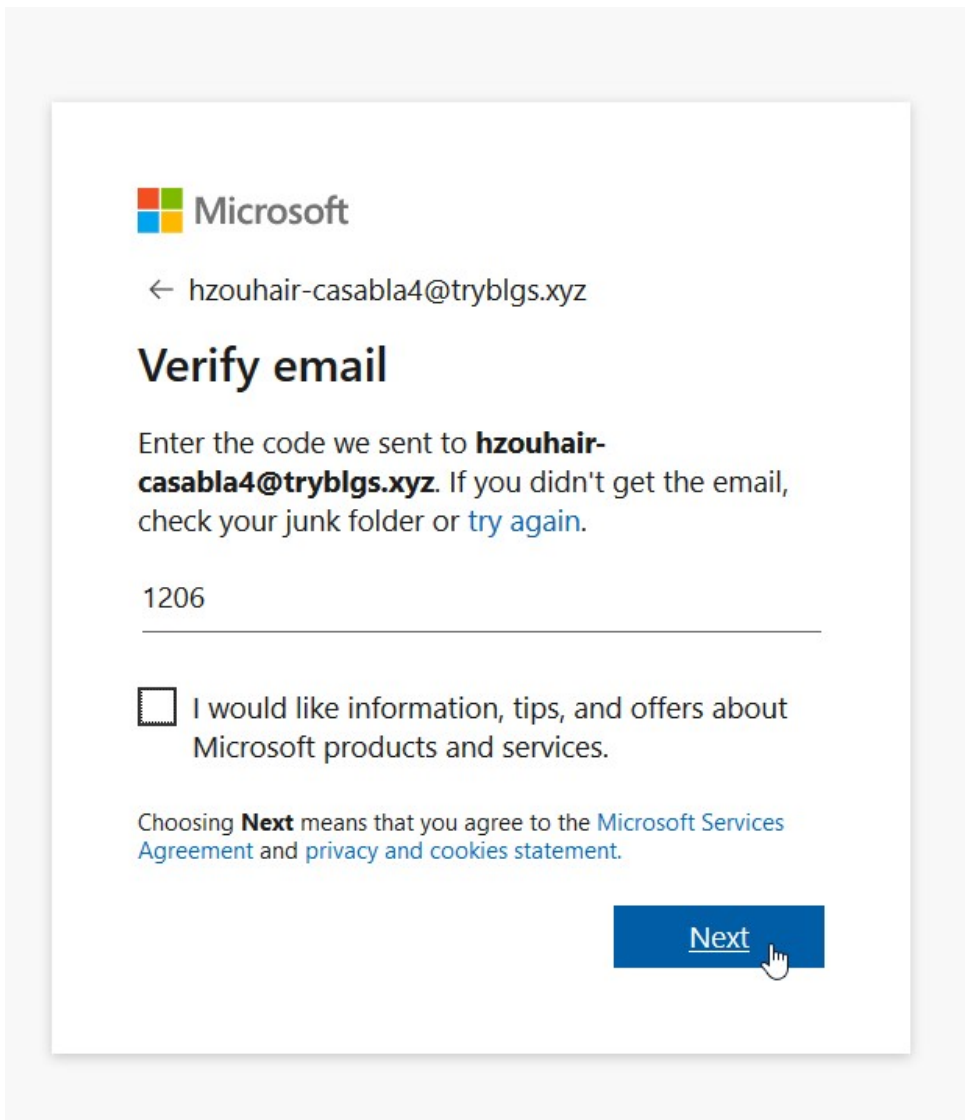
To finish setting up your Microsoft account, we just need to make sure this email address is yours.

To verify your email address use this security code: **1206**

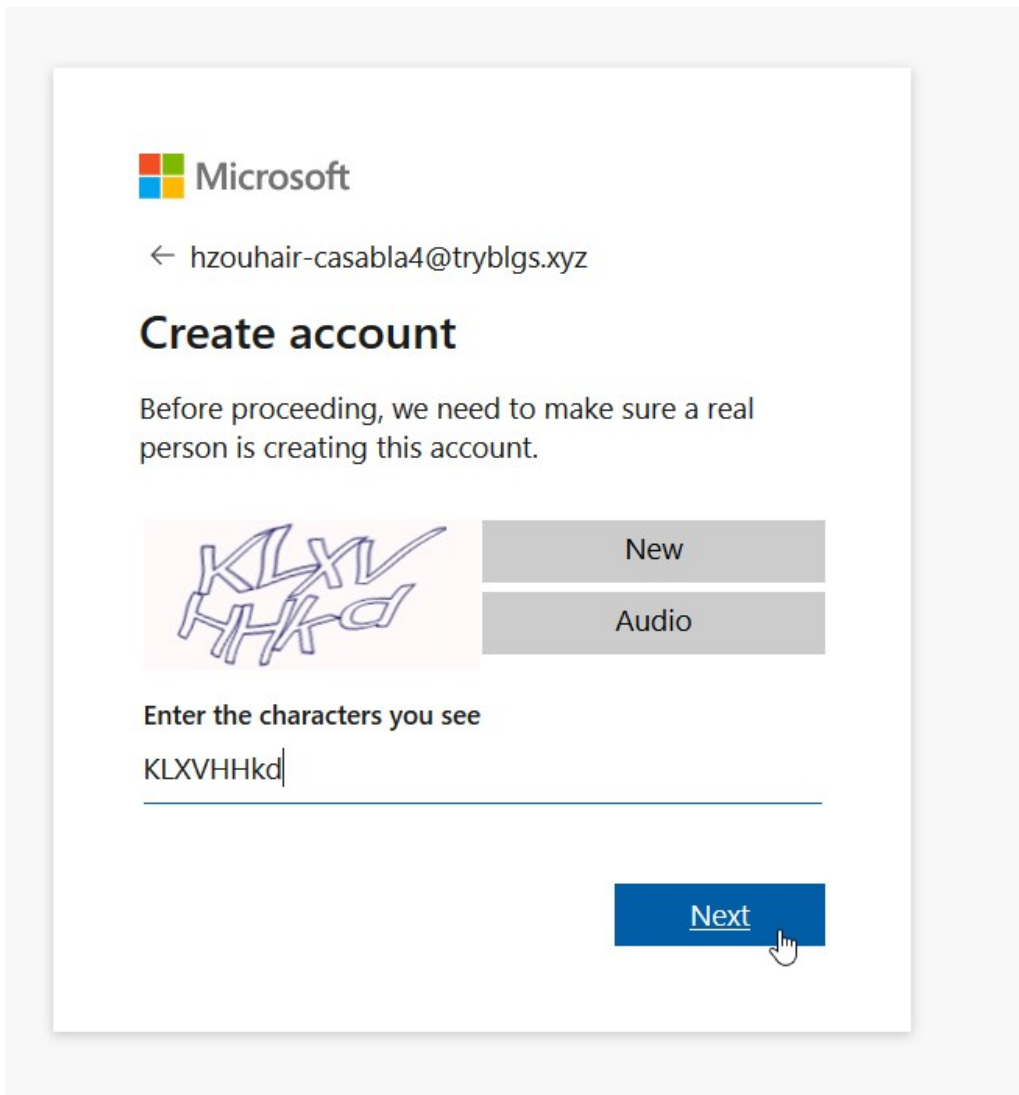
If you didn't request this code, you can safely ignore this email. Someone else might have typed your email address by mistake.

Thanks,
The Microsoft account team

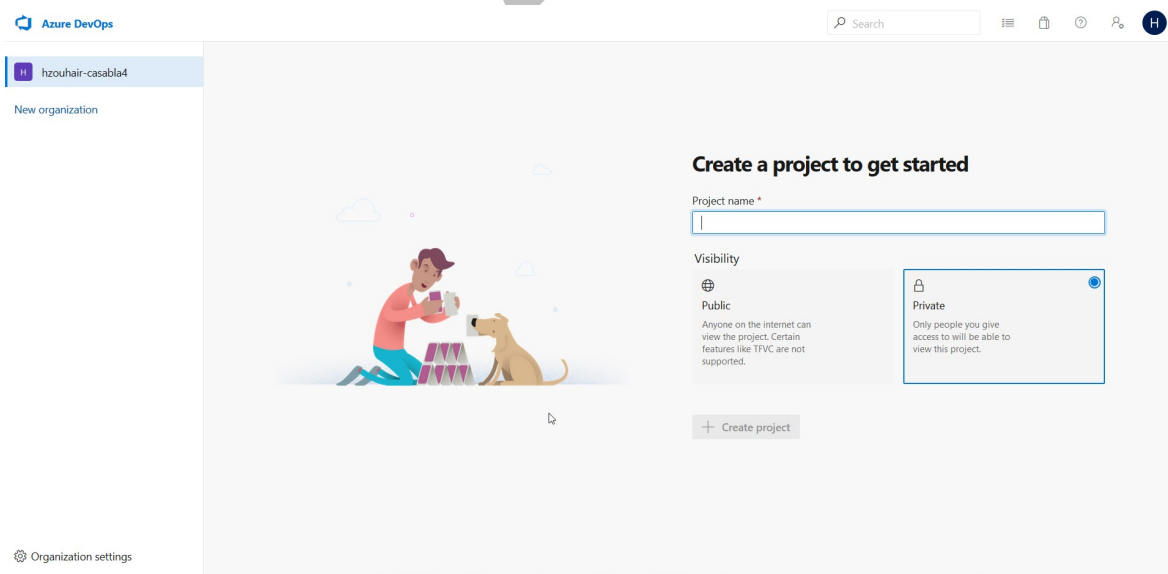

K21ACAD

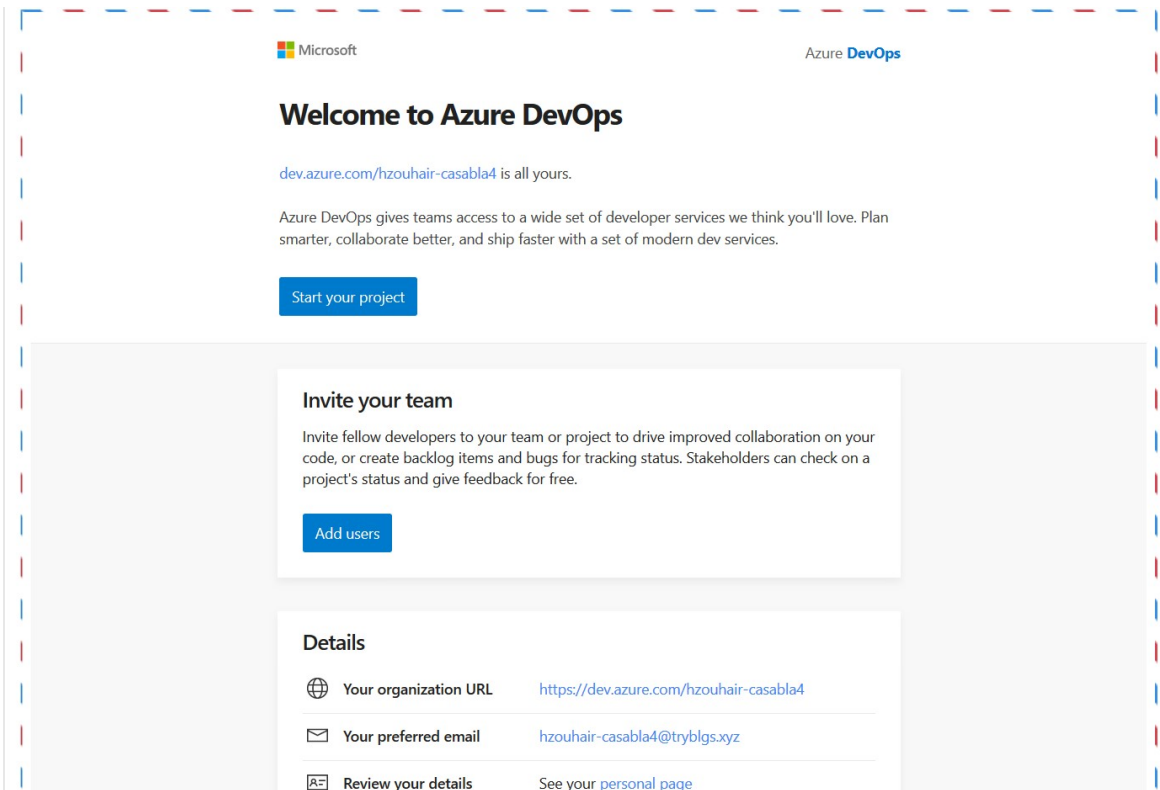


4. Now, there will be a **Captcha Verification**. Just **enter the text which you see**, in the box and click **Next**.



5. Now, it will ask you to provide your **Country/Region**. Select that and you're done. It's as simple as that. **No need of Credit cards or anything**. Now, you'll be **greeted with Azure DevOps Homepage**. You can also check your **Email ID for a Welcome Email from Microsoft**.





The screenshot shows the Azure DevOps welcome page for a new organization. At the top left is the Microsoft logo, and at the top right is the Azure DevOps logo. The main heading is "Welcome to Azure DevOps". Below this, it says "dev.azure.com/hzouhair-casabla4 is all yours." and "Azure DevOps gives teams access to a wide set of developer services we think you'll love. Plan smarter, collaborate better, and ship faster with a set of modern dev services." There is a blue button labeled "Start your project". Below this is a section titled "Invite your team" with the text "Invite fellow developers to your team or project to drive improved collaboration on your code, or create backlog items and bugs for tracking status. Stakeholders can check on a project's status and give feedback for free." and a blue button labeled "Add users". At the bottom is a "Details" section with three rows: "Your organization URL" with the value "https://dev.azure.com/hzouhair-casabla4", "Your preferred email" with the value "hzouhair-casabla4@tryblgs.xyz", and "Review your details" with the link "See your personal page".

K21Academy

4 SUMMARY

In this Activity Guide, we learned How to Register for a FREE mlcrosoft Azure DevOps Account.

K21 Academy